5800 Massachusetts Ave.,
Indianapolis, IN 46218
+1 (800) 640 8303
info@hofmann-megaplan-usa.com

## MEGASPIN 820P – ASSEMBLY

| | |
|---|---|
| **MONITOR**<br><br>1. REMOVE THE 2 BOLTS PLACED IN THE BACK OF THE CABINET<br><br>2. REMOVE THE 2 BOLTS THAT HOLD THE MONITOR |  |
| MOUNT THE MONITOR IN THE CORRECT UPRIGHT POSITION USING THE 4 BOLTS |  |

5800 Massachusetts Ave.,
Indianapolis, IN 46218
+1 (800) 640 8303
info@hofmann-megaplan-usa.com

| | |
|---|---|
| **WHEEL GUARD**<br><br>LIFT THE WHEEL GUARD IN THE UPRIGHT POSITION | <br> |
| PUSH THE WHOLE ASSEMBLY ALL THE WAY TO THE RIGHT SIDE |  |

5800 Massachusetts Ave.,
Indianapolis, IN 46218
+1 (800) 640 8303
info@hofmann-megaplan-usa.com

| | |
|---|---|
| LOSE AND MOVE THE RIGHT ALUMINUM RING ALL THE WAY TO THE LEFT |  |
| TIGHTEN THE SCREW TO HOLD THE RING IN POSITION | |