



Model(s): HD-9AE


Description: 9,000 Capacity / 4-Post Alignment Lift

The HD-9AE four-post alignment lift provides 9,000-lbs. of lifting capacity to accommodate a variety of light duty trucks and automobiles. It features adjustable multi-position leveling, integrated front radius plates, and rear slip plates making it alignment ready and compatible with all leading alignment instrumentation, including 3D and camera wheel alignment systems.




FEATURES

- Multi-caster slip plates in the back and radius plates up front allow for extremely precise, free-floating wheel alignment.
- Dual radius plate positions for better vehicle accommodation.
- Heavy-duty stainless-steel lifting cables provide a great balance of strength, abrasion resistance and fatigue.
- Dual-hub cable sheaves reduce stress, fatigue and wear.
- Grease nipples are located on every sheave and sheave axle to make lubrication maintenance a breeze.
- The HD-9AE features a single hydraulic cylinder hidden away under the runway for maximum performance and reliability and minimum exposure to elements.
- An integrated hydraulic flow restrictor provides a controlled descent in the unlikely event of an unexpected hose rupture.
- A durable powder coat finish can withstand harsh environments and chemical spills and will provide years of protection.
- Spring-loaded safety locks automatically engage continuously during rise and adjustable safety ladders allow for precise runway leveling even when installed on sloped floors.
- A simple push-button pneumatic lock release makes lowering operations simple and fast. Aircraft-quality stainless steel and aluminum pneumatic cylinders will provide years of trouble-free service.
- A secondary lock system is on constant guard and acts as a slack-cable device in the unlikely event of an unexpected cable failure.
- Lifting cables, airlines, safety latches and sheaves are all fully enclosed within lift structure.
- Features multiple adjustable height locking positions for variable-height parking and infinite leveling.
- A maintenance-free electric hydraulic power system assures ultimate dependability.
- All operator controls are conveniently located within easy reach.
- Non-skid runways provides maximum grip, even when the runway surface is wet or oily.



Front Radius-Plates

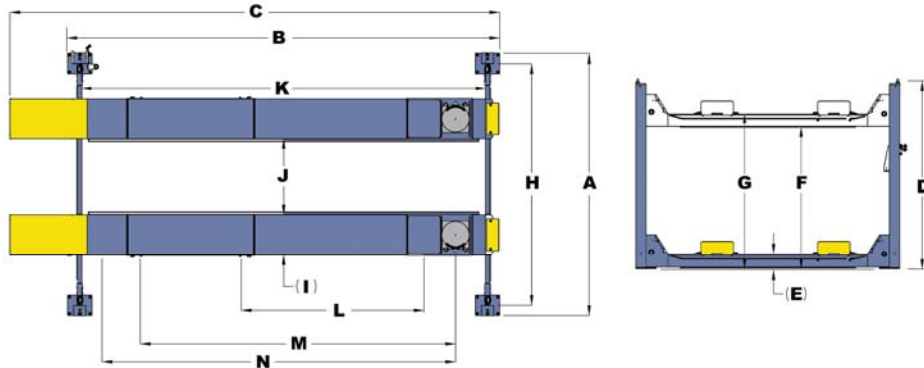


Rear Slip-Plates



Shown With Optional Bridge Jacks

Optional 4,500 lb. capacity rolling jacks (model RJ-45) make a great addition to increase service capacity. Each jack features three safety-lock positions and stackable truck and van adapters for increased lifting height and better access to frame contact points on high ground-clearance vehicles. The jacks come equipped with a commercial grade air-hydraulic pump requiring a maximum pressure of 125 PSI and 10-20 CFM.



MODEL	HD-9AE
Lifting Capacity*	9,000 lbs. / 4082 kg.
*Max Capacity / Front Axle	4,500 lbs. / 2041 kg.
*Max Capacity / Rear Axle	4,500 lbs. / 2041 kg.
A - Overall Width	127" / 3226 mm
B - Outside Length	198" / 5029 mm.
C - Overall Length	224" / 5690 mm.
D - Height of Columns	88" / 2235 mm.
E – Min. Runway Height	6-1/2" / 165 mm.
F – Max. Rise	70" / 1778 mm.
G - Max. Lifting Height	76-1/2" / 1 943 mm.
H - Width Between Columns	117" / 2972 mm.
I - Runway Width	19" / 483 mm.
J - Width Between Runways MIN	40" / 1016 mm.
K - Length of Runways	188" / 4775 mm.
L - Min. 4-Wheel Alignment (*)	71" / 1803 mm.
M - Max. 4-Wheel Alignment (*)	145" / 3683 mm.
N - Max 2-Wheel Alignment (*)	160" / 4064 mm.
Min. Wheelbase @ Rated Capacity	135" / 3429 mm.
Min. Wheelbase @ 75% Capacity	115" / 2921 mm.
Min. Wheelbase @ 50% Capacity	95" / 2413 mm.
Min. Wheelbase @ 25% Capacity	80" / 2032 mm.
Locking Positions	12
Lock Spacing	Every 4" / 102 mm.
Lifting Time	60 Seconds
Standard Motor (**)	220 VAC / 60 Hz. 1Ph.

* May vary depending on wheel size.

** Special Voltages Available Upon Request.

The design, material and specifications are subject to change without notice.