



3 to 20 HP

Stationary Piston

ASSEMBLED IN



Single Stage

With an exceptional design and outstanding features, our Single Stage air compressor comfortably satisfies the most demanding needs. Ideal for frequent or occasional use, the Single Stage Model is perfect for applications such as inflating, spray-painting, cleaning, stapling, grouting and so much more.

Applications

Suitable for professional applications, from wood and metal workshops to auto body and repair shops.



Tire Inflation



Spraying



Cleaning



Fastening

Standard Features

- // Aluminum Pump Design
- // Start/Stop Pressure Switch Control
- // ASME Tank & Safety Valves



Fully Enclosed Belt Guard for Additional Safety and Optimized Air Flow

1 FULL YEAR WARRANTY

**ASSEMBLED IN
USA**

Model	Part Number	Gallon	Power Supply (V/Ph)	CFM @ MAX PSI	MAX PSI	Weight (lbs.)	L x W x H (in)
AB-224VP	8975705105	24V	115/1	7	145	150	22 x 19 x 47
AB3-2160V1	2021119134	60V	230/1	12.35	135	261	22 x 26 x 68

2-Stage Hybrid Pro

Our 2-Stage Hybrid compressor combines innovative technologies, premium quality, aluminum pump with cast iron cylinders and an exceptional design that will be any professional's perfect partner. The inner cooling technology effectively manages operating temperature, reducing the risk of overheating and maximizing productivity.

Applications

Suitable for a variety of applications including air and water spraying, impact wrenching, screwing and so much more.



Tire Inflation



Hammering



Spraying



Grinding




Fastening



Equipment Operation

Standard Features*

- // Cast Iron Cylinders
- // Aluminum Head & Aftercooler
- // ASME Tank & Safety Valves
- // Fully Enclosed Belt Guard



Start/Stop Pressure Switch Control

Fully Enclosed Belt Guard For Additional Safety & Optimized Air Flow



ASME Compliant Tank




* Unless Otherwise Noted



// Fully enclosed belt guard for safe operations, maximized air flow and heat dissipation.



// Aluminum head and coolers allow for exceptional heat dissipation which results in smoother and quieter operation.



// Magnetic starter to safeguard electric motor and pressure switch from over amping damage.*

Model	Part Number	Gallon	HP	Power Supply (V/Ph)	CFM @ MAX PSI	MAX PSI	Weight (lbs.)	L x W x H (in)
AB5-2160V4	2021119135	60V	5	230/1	14.6	175	301	22 x 27 x 69
AB5-2180V4NS	2021119138	80V	5	230/1	14.6	175	393	26 X 31 X 68
AB5-2180VP	2021119416	80V	5	230/1	16.6	175	398	25 X 34 X 75
AB5-2380VP	2021119418	80V	5	230/3	16.6	175	398	25 X 34 X 75
AB5-4380VP	2021119420	80V	5	460/3	16.6	175	398	25 X 34 X 75
AB5-2180VPFF	2021119417	80V	5	230/1	16.6	175	398	25 X 34 X 75
AB5-2380VPFF	2021119419	80V	5	230/3	16.6	175	398	25 X 34 X 75
AB5-4380VPFF	2021119421	80V	5	460/3	16.6	175	398	25 X 34 X 75
AB7-2180V	2021119422	80V	7.5	230/1	22.2	175	403	25 X 34 X 75
AB7-2380VS	2021119424	80V	7.5	230/3	22.2	175	403	25 X 34 X 75
AB7-4380VS	2021119426	80V	7.5	460/3	22.2	175	403	25 X 34 X 75
AB7-2180HS	8090304372	80H	7.5	230/1	22.2	175	403	25 X 34 X 75
AB7-2380HS	8090304422	80H	7.5	230/3	22.2	175	413	25 X 71 X 48
AB7-4380HS	8090303689	80H	7.5	460/3	22.2	175	413	25 X 71 X 48
AB7-2180VFF	2021119423	80V	7.5	230/1	22.2	175	413	25 X 34 X 75
AB7-2380VFF	2021119425	80V	7.5	230/3	22.2	175	403	25 X 34 X 75
AB7-4380VFF	2021119427	80V	7.5	460/3	22.2	175	403	25 X 34 X 75
AB7-2180HFF	8090304380	80H	7.5	230/1	22.2	175	413	25 X 71 X 48
AB7-2380HFF	8090304430	80H	7.5	230/3	22.2	175	413	25 X 71 X 48
AB7-4380VFF	8090304471	80H	7.5	460/3	22.2	175	413	25 X 71 X 48







* Fully Aluminum P49 Pump Featuring Start-Stop Pressure Switch Control

2-Stage Hybrid Pro Duplex

Our revolutionary 2-Stage Hybrid Pro Duplex is designed for maximum productivity and efficiency. With alternating pumps and motors, the ABAC Duplex air compressors ensure that work is never delayed by cool down times. The dual pumps and motors work to reduce downtime and increase efficiency throughout your business.

Applications

Ideal for applications that require a high variation of air output from intermittent-duty to 100% duty requirements.

-  Hammering
-  Spraying
-  Grinding
-  Fastening
-  Equipment Operation
-  Orbital Sanding

Dual Independent Pumps Help Maximize Uptime
By Providing Backup or Simultaneous Operation



Standard Features

- // Alternating Operation to Decrease Downtime
- // Hybrid Aluminum and Cast Iron Pump
- // Fully Programmable Control Panel Settings
- // Dual Control Increases Output









Model	Part Number	Gallon	HP	Power Supply (V/Ph)	CFM @ MAX PSI	MAX PSI	Weight (lbs.)	L x W x H (in)
AB5-21120D	8090304224	120H	5 (x2)	230/1	16.6	175	892	25 X 79 X 55
AB5-23120D	8090304232	120H	5 (x2)	230/3	16.6	175	892	25 X 79 X 55
AB5-43120D	8090304240	120H	5 (x2)	460/3	16.6	175	892	25 X 79 X 55
AB7-21120D	8090304257	120H	7.5 (x2)	230/1	22.23	175	910	25 X 79 X 55
AB7-23120D	8090304265	120H	7.5 (x2)	230/3	22.23	175	910	25 X 79 X 55
AB7-43120D	8090304273	120H	7.5 (x2)	460/3	22.23	175	910	25 X 79 X 55

2-Stage Quiet Power Series

Ideal for smaller work environments, our 2-Stage Quiet Series provides a solution to high noise levels without compromising efficiency. Tailored for professional users, this series provides dependable performance in an extremely quiet package.

Applications

Suitable for professional applications in need of consistent compressed air supply. Also, ideal for work environments where noise levels are a concern.

-  Hammering
-  Spraying
-  Grinding
-  Fastening
-  Equipment Operation
-  Orbital Sanding

Standard Features

- // Automatic Tank Drain**
- // Magnetic Starter**
- // High Temperature Switch**
- // Low Oil Level Switch**
- // 600 CFM Cooling Fan**



5 HP = 66

7.5 HP = 69



Model	Part Number	Gallon	HP	Power Supply (V/Ph)	CFM @ MAX PSI	MAX PSI	dB(A)	Weight (lbs.)	L x W x H (in)
AB5-2180VQP	2021119412	80V	5	230/1	16.6	175	66	527	39 × 24 × 80
AB5-2380VQP	2021119413	80V	5	230/3	16.6	175	66	513	39 × 24 × 80
AB7-2180VQP	2021119414	80V	7.5	230/1	22.3	175	69	549	39 × 24 × 80
AB7-2380VQP	2021119415	80V	7.5	230/3	22.23	175	69	537	39 × 24 × 80

Ironman Series

Tailored for professionals, the Ironman Series delivers exceptional compressed air solutions perfect for any industry. With full cast iron pump construction, the Ironman Series is a sturdy performer in the toughest working conditions.

Applications

Suitable for professional heavy-duty applications from wood/metal workshops to auto body/repair shops.



Tire inflation



Hammering



Spraying



Grinding



Fastening



Equipment Operation



Orbital Sanding



Standard Features

- Fully Enclosed Belt Guard
- Fully Cast Iron Pump Design
- ASME Tank & Safety Valves
- Discharge Valve





// Automatic Tank Drain

// Low Oil Level Automatic Shut Off

// Belt Guard Aftercooler

**In addition to the Standard Features on Ironman Series, "FF" or Full Feature units come with;
an Automatic Tank Drain, Low Oil Level Automatic Shut Off and Belt Guard Aftercooler.**

Model	Part Number	Gallon	HP	Power Supply (V/Ph)	CFM @ MAX PSI	MAX PSI	Weight (lbs.)	L x W x H (in)
ABC5-2180V	2020041764	80V	5	230/1	16	175	580	24 X 36 X 72
ABC5-2380V	2020041766	80V	5	230/3	16	165	580	24 X 36 X 72
ABC5-4380V	2020041768	80V	5	460/3	16	175	580	24 X 36 X 72
ABC7-2180V	2020041772	80V	7.5	230/1	21	175	622	24 X 36 X 72
ABC7-2380V	2020041774	80V	7.5	230/3	21	175	622	24 X 36 X 72
ABC7-4380V	2020041776	80V	7.5	460/3	21	175	622	24 X 36 X 72
ABC7-2180V2	2020041799	80V	7.5	230/1	24	175	694	25 X 41 X 71
ABC7-2380V2	2020041801	80V	7.5	230/3	24	175	694	25 X 41 X 71
ABC7-4380V2	2020041803	80V	7.5	460/3	24	175	694	25 X 41 X 71
ABC10-23120V	2020041782	120V	10	230/3	32	175	765	30 X 41 X 74
ABC10-43120V	2020041786	120V	10	460/3	32	175	765	30 X 41 X 74
ABC10-23120H	2020041780	120H	10	230/3	32	175	728	27 X 74 X 50
ABC10-43120H	2020041784	120H	10	460/3	32	175	728	27 X 74 X 50
ABC5-2180VFFS	2020041765	80V	5	230/1	16	175	580	24 X 36 X 72
ABC5-2380VFF	2020041767	80V	5	230/3	16	175	580	24 X 36 X 72
ABC5-4380VFF	2020041769	80V	5	460/3	16	175	580	24 X 36 X 72
ABC7-2180VFF	2020041773	80V	7.5	230/1	21	175	622	24 X 36 X 72
ABC7-2380VFF	2020041775	80V	7.5	230/3	21	175	622	24 X 36 X 72
ABC7-4380VFF	2020041777	80V	7.5	460/3	21	175	622	24 X 36 X 72
ABC7-2180V2FF	2020041800	80V	7.5	230/1	24	175	694	25 X 41 X 71
ABC7-2380V2FF	2020041802	80V	7.5	230/3	24	175	694	25 X 41 X 71
ABC7-4380V2FF	2020041804	80V	7.5	460/3	24	175	694	25 X 41 X 71
ABC10-23120VFF	2020041783	120V	10	230/3	32	175	765	30 X 41 X 74
ABC10-43120VFF	2020041787	120V	10	460/3	32	175	765	30 X 41 X 74
ABC10-23120HFF	2020041781	120H	10	230/3	32	175	728	27 X 74 X 50
ABC10-43120HFF	2020041785	120H	10	460/3	32	175	728	27 X 74 X 50

Ironman Duplex Series

Tailored for professionals, the Ironman Duplex Series delivers exceptional compressed air solutions perfect for any industry. Like the Ironman Series, the Duplex offers full cast iron construction, while the secondary pump and motor ensure that even the most demanding situation is no challenge.

Applications

Suitable for professional applications in need of consistent compressed air supply, such as metal and wood workshops or auto body and repair shops.



Tire Inflation



Hammering



Grinding



Fastening



Equipment Operation



Orbital Sanding



Fully Programmable Control Panel

Standard Features

- // Alternating Control to Decrease Downtime
- // Dual Control Increases Output
- // Fully Programmable Control Panel Settings



Model	Part Number	Gallon	HP	Power Supply (V/Ph)	CFM @ MAX PSI	MAX PSI	Weight (lbs.)	L x W x H (in)
ABC5-21120HD	2020041757	120H	5 (x2)	230/1	32	175	1120	25 X 79 X 52
ABC5-23120HD	2020041758	120H	5 (x2)	230/3	14.4	175	1120	25 X 79 X 55
ABC5-43120HD	2020041759	120H	5 (x2)	460/3	14.4	175	1120	25 X 79 X 55
ABC7-21120HD	2020041760	120H	7.5 (x2)	230/1	42	175	1138	25 X 79 X 55
ABC7-23120HD	2020041761	120H	7.5 (x2)	230/3	42	175	1138	25 X 79 X 55
ABC7-43120HD	2020041762	120H	7.5 (x2)	460/3	42	175	1138	25 X 79 X 55
ABC10-23120HD	2020041793	120H	10 (x2)	230/3	64	175	1302	25 X 80 X 50
ABC10-43120HD	2020041795	120H	10 (x2)	460/3	64	175	1302	25 X 80 X 50
ABC10-23200HD	2020041794	200H	10 (x2)	230/3	64	175	1646	25 X 80 X 50
ABC10-43200HD	2020041796	200H	10 (x2)	460/3	64	175	1646	25 X 80 X 50

Ironman Engine Series

Combining strength, durability, and efficiency, the Ironman Engine Series provides superior performance that is essential for every day use. Designed for maximum productivity even in remote locations, this cast iron* compressor is a reliable choice for light industrial and commercial applications without ready access to an electrical outlet.

Applications

Suitable for heavy duty applications where the benefit of mobility is needed. Perfect for remote locations and where electrical power is not available.



Hammering




Spraying



Grinding



Nailing



Standard Features

- // Fully Enclosed Belt Guard
- // 12V Electric & Recoil Start
- // Hybrid & Fully Cast Iron Pump Selection



Model	Part Number	Gallon	HP	Power Supply (V/Ph)	CFM @ MAX PSI	MAX PSI	Weight (lbs.)	L x W x H (in)
Two-Stage Hybrid Pro Gas*								
AB13-30GH	8090304620	30H	13	13 HP Honda	22	175	378	45 X 19 X 45
Two-Stage Ironman Gas								
ABC11-30GH	2020041754	30H	11	11 HP Honda	23	175	509	20 X 44 X 42
ABC13-30GH	2020041755	30H	13	13 HP Honda	25	175	519	20 X 44 X 42
ABC14-30GK	2020041756	30H	14	14 HP Kohler	25	175	526	21 X 46 X 44
ABC16-30GV	2020041792	30H	16	16 HP Vanguard	32	175	605	21 X 46 X 44

*Denotes a gas drive air compressor with the T39 hybrid aluminum and cast iron pump. The cast iron (Ironman) pump is the premium alternative.



Air. Anytime. Anywhere.

**Reliability and Excellent
Performance for Your Business**

ABAC Air Compressor USA
701 North Dobson Ave.
Bay Minette, AL. 36507
Phone: +1 866 869 3114

www.abacaircompressors.com/en-us

©ABAC 2023
THE CONTENTS OF THIS PUBLICATION ARE THE COPYRIGHT OF THE PUBLISHER AND MAY NOT BE REPRODUCED (EVEN EXTRACTS) UNLESS
PRIOR WRITTEN PERMISSION IS GRANTED. EVERY CARE HAS BEEN TAKEN TO ENSURE THE ACCURACY OF THE INFORMATION CONTAINED IN
THIS PUBLICATION BUT NO LIABILITY CAN BE ACCEPTED FOR ANY LOSS OR DAMAGE WHETHER DIRECT, INDIRECT OR CONSEQUENTIAL ARISING
OUT OF THE USE OF THE INFORMATION CONTAINED HEREIN.
CERTAIN IMAGE(S) USED UNDER LICENSE FROM SHUTTERSTOCK.COM.