

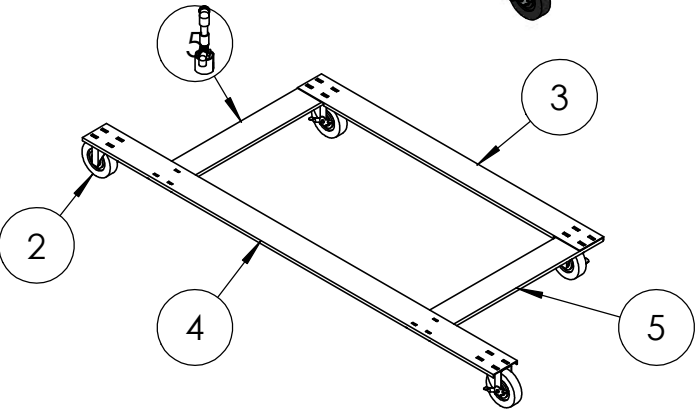
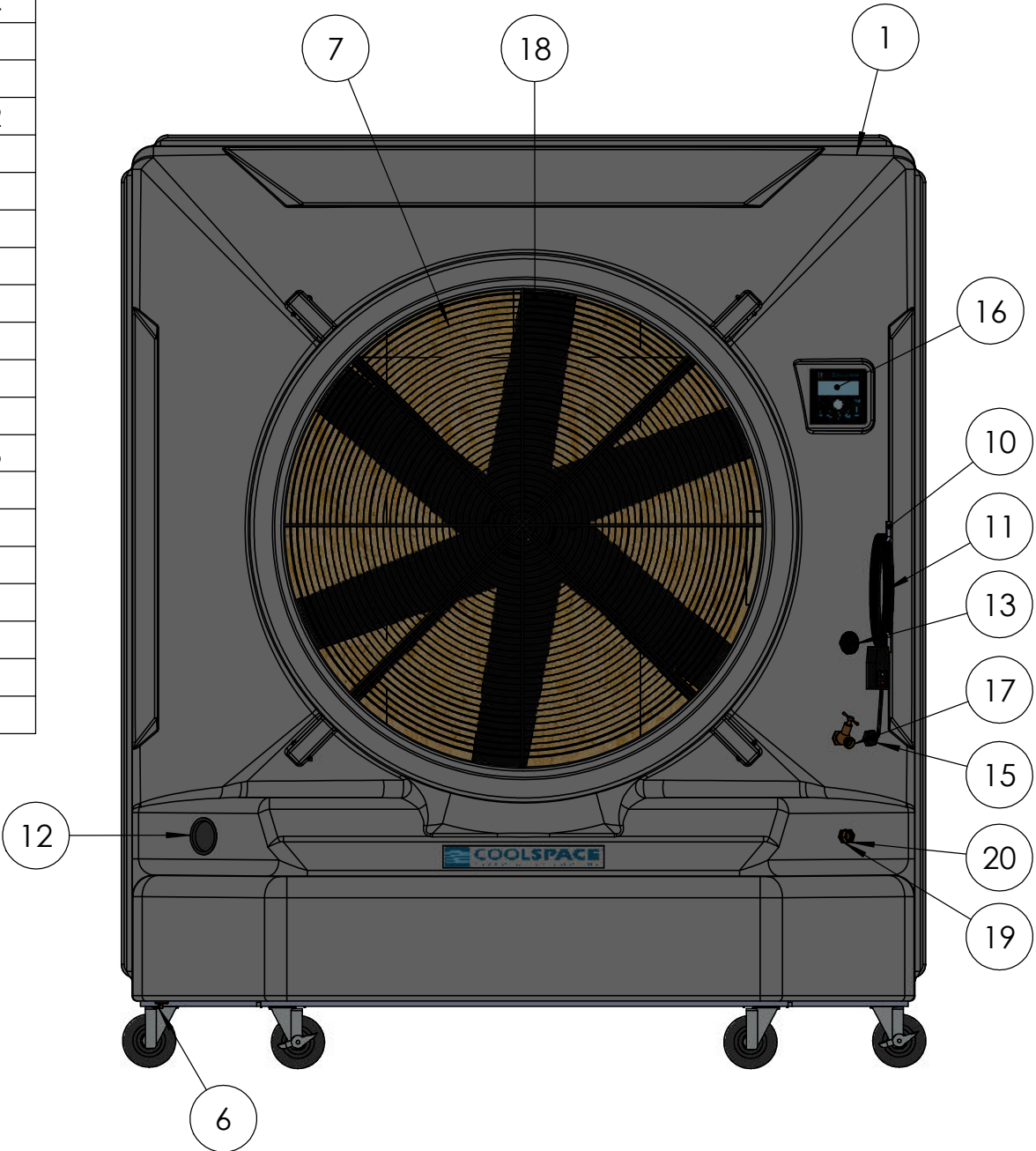
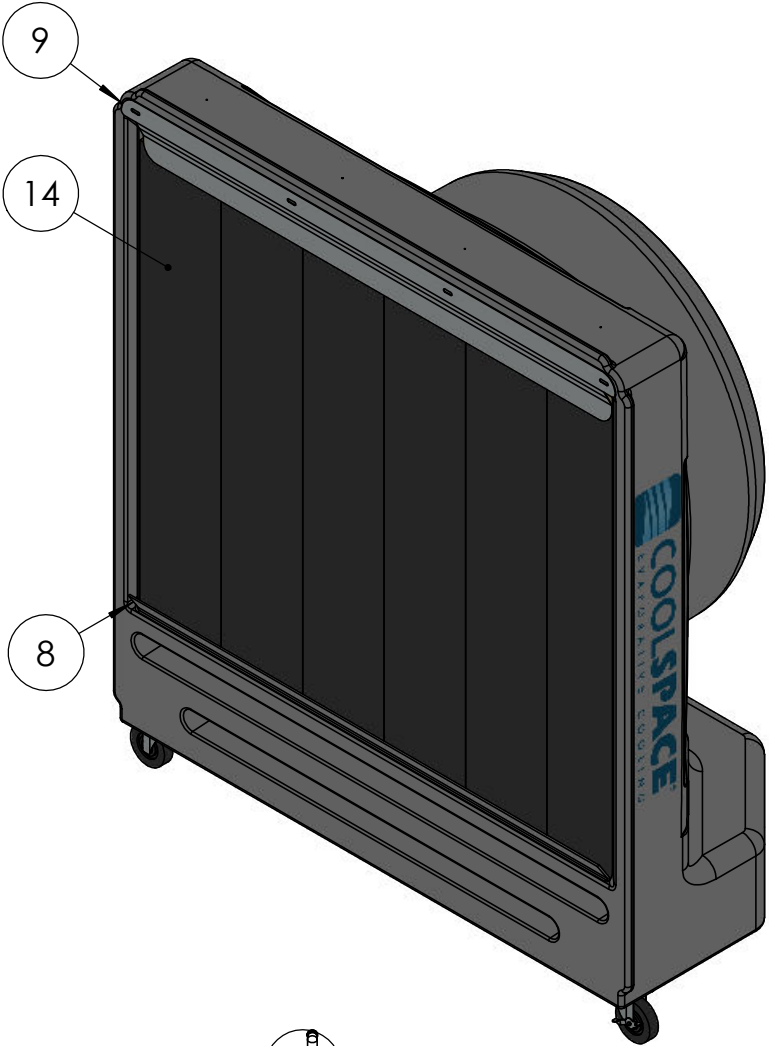
4

3

2

1

ITEM NO.	PART NUMBER	DESCRIPTION	QTY.
1	CS-H50-110	GRAY HOUSING	1
2	CS-H48-150	5" CASTER SWIVEL W/ BRAKE	4
3	CS-H50-210	FRONT CASTER CHANNEL	1
4	CS-H50-200	REAR CASTER CHANNEL	1
5	CS-H50-205	LEFT & RIGHT CASTER CHANNEL	2
6	CS-P105-C	CAM HANDLE DRAIN PLUG	1
7	CS-F48-180	FAN GUARD	1
8	CS-H50-165	CS6 DRAIN TRAY	1
9	CS-H50-101	PAD RETAINER	1
10	CS-E200	CORD WRAP	1
11	CS-E50-101	POWER CORD	1
12	CS-H740	ACCESS PLUG	1
13	CS-A114	FLOW CONTROL VALVE ASSY	1
14	CS-H48-140	COOLING MEDIA (8D x 12W x 60H)	6
15	CS-E108	1/2" CORD GRIP	1
16	CS-E50-115	CONTROL PANEL	1
17	CS-A355-DRAIN	DRAIN ASSEMBLY	1
18	50IN FAN ASSEMBLY	FAN ASSEMBLY	1
19	CS-P155	1/2" BULKHEAD FITTING	1
20	CS-P156.1	3/4" HOSE CONNECTION	1
35	CS-A36-130	FLOAT ASSEMBLY	1



PROPRIETARY AND CONFIDENTIAL
THE INFORMATION CONTAINED IN THIS DRAWING IS THE SOLE PROPERTY OF HALE INDUSTRIES. ANY REPRODUCTION IN PART OR AS A WHOLE WITHOUT THE WRITTEN PERMISSION OF HALE INDUSTRIES IS PROHIBITED.

		UNLESS OTHERWISE SPECIFIED:		NAME	DATE	TITLE: <div>TOP TIER BREAKDOWN</div>		
		DIMENSIONS ARE IN INCHES TOLERANCES: FRACTIONAL ± ANGULAR: MACH ± BEND ± TWO PLACE DECIMAL ± THREE PLACE DECIMAL ±	DRAWN					
			CHECKED					
			ENG APPR.					
			MFG APPR.					
		INTERPRET GEOMETRIC TOLERANCING PER:	Q.A.			SIZE DWG. NO. REV <div>B\$6-50-VD 2019</div>		
		MATERIAL	COMMENTS:					
NEXT ASSY	USED ON	FINISH						
APPLICATION		DO NOT SCALE DRAWING				SCALE: 1:24 WEIGHT: SHEET 2 OF 5		

