





## 12.5K MOBILE COLUMN LIFT EXTENDED FORKS **HD**


MODEL # CLHM-125-XF

Challenger's new CLHM-125-XF Mobile Column Lifts allows your technicians to easily lift vehicles, within rated capacity, with recessed or dually tires thanks to its standard 20" forks. Featuring a 24v, rechargeable battery system, these lifts are easily maneuverable and controlled wirelessly from any column. The CLHM-125-XF accommodates wheel diameters from 5"-24.5."

### REQUIREMENTS

-  **14' 8" MINIMUM**
-  **14' RECOMMENDED**
-  **28' RECOMMENDED**
-  **120-240 VAC @ 50-60 HZ**  
(CHARGING)



Description / Configuration	Heavy-Duty / Extended Forks
Lifting Capacity	<b>12,500 lbs.</b>
Height of Lift Unit	88½"
Overall Height at Full Rise	13' 1⅞"
Width of Lift Unit	44¼"
Length of Lift Unit	65.3"
<b>Max.</b> Lift Height 4+ Units	69"
<b>Max.</b> Lift Height (with 2 units)	32"
Wheel Diameter	<b>Min.</b> 5" - <b>Max.</b> 24½"
<b>Max.</b> Hydraulic System Operating Pressure	2,100 psi
Lift Speed ( <b>Max.</b> Load)	56.7" per minute
Weight of Lift Unit	1,557 lbs.
Footprint of Lift Unit	719 sq. in.
Ground Pressure/Lift ( <b>Max.</b> Load)	19.6 psi
Turning Radius of Lift Unit	54"
Operating Peak Power	4HP
Operating Voltage	24 VDC Nominal
Charger Voltage Required	120-240 VAC @ 50-60 Hz
Charger Amps Required	2.8 amps
ALI® Certified	<input checked="" type="checkbox"/>
Available Color	



MODEL # CLHM-125-XF

## HD SHOP EQUIPMENT



### MED. DUTY TRANSMISSION JACK

1,200 lb. capacity, 4 quick ratcheting brackets.

PART # CLHM-HTJ-1200



### TRANSMISSION JACK

2,700 lb. capacity, 72" max height, 360° rotating head.

PART # CLHM-HTCJ-2000



### ENGINE STAND

2,000 lb. capacity, adjustable, locking rear wheels.

PART # CLHM-ES-2000



### DISC BRAKE DOLLY

One-person operation, removes calipers & disc brake hubs.

PART # CLHM-200



### HD FLOOR JACK

6,000 lb. capacity, double-plunger design for quicker lift & longer stroke.

PART # CLHM-FSJ-60Q



### SHOP CRANE

2,200/4,400 lb. capacity, folds for compact storage.


PART # CLHM-SC-220/CLHM-SC-440



### F550 LUG ADAPTER

Adapter for 10-lug Ford® F550 trucks, used with CLHM-200.

PART # CLHM-F550



### #90 ADAPTER

Adapter for transmission removal, for use with CLHM-HTJ-1000.

PART # CLHM-90